


y


Read and match : (2x5 = 10 m)

j




10

c



Read and match : (2x5 = 10 m)

p




10

k



Read and match : (2x5 = 10 m)



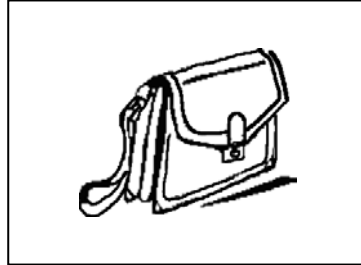
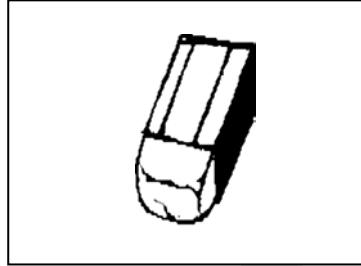
10

Read and match :(2x5 = 10 m)







10

Listen and Tick :(4x5=20 m)



20

Listen and Tick: (4x5=20 m)



Listening Script :

Third period:

Assessment 1 – Model A:

Listen & Tick :

- 1- Can I have a pencil, please?
- 2- Can I have a book, please?
- 3- Can I have a ball, please?
- 4- Can I have an eraser, please?

Assessment 2 – Model B:

Listen & Tick :

- | | |
|------------------------|-----------------------|
| 1- I can see 3 horses. | 2- I can see 5 ducks. |
| 3- I can see a mouse. | 4- I can see 4 hens. |

Trace and Copy: (5x10 = 50 m)

50

dog dog

cat cat

duck duck

bag bag

hen hen

With our best wishes
and good luck

Trace and Copy: (5x10 = 50 m)

50

run run

cow cow

play play

hop hop

boy boy

With our best wishes
and good luck