



**State of Kuwait**

**Hawally Educational Area**

**Hisham Bin Omayah school**

**Grade 1 worksheets  
(First term)**

مذكرة الصف الأول (الفصل الدراسي الأول)  
**2019-2020**

**Done by**

**Sally Helmy Saleh**

**Principal**

**Muneera Al Hamdan**

**H.O.D**

**Sarah Al Mahmeed**

Grade one first term

Unit 1	Unit 2	Unit 3
hello مرحبا	hand يد	camera كاميرا
hi مرحبا	head رأس	family عائلة
school مدرسة	arm ذراع	mother أم
Muslim مسلم	leg رجل	father أب
teacher أبلّة	foot قدم	brother أخ
yes نعم	toe أصبع القدم	Quran قرآن
no لا	ear أذن	pray يصلي
goodbye مع السلامة	nose أنف	house منزل
apple تفاحة	mouth فم	read يقرأ
	eye عين	mosque مسجد
	face وجه	go يذهب
		ball كرة
Unit 4	Unit 4	Unit 5
chair كرسي	blue ازرق	egg بيض
table طاولة	grey رمادي	sandwich سندوتش
computer كمبيوتر	yellow اصفر	orange برتقالة
desk مكتب	black أسود	pizza بيتزا
sofa كنفة	red احمر	ice cream ايس كريم
cook يطبخ	white ابيض	honey عسل
eat يأكل	nice جميل	date تمر
drink يشرب		burger برجر
garden حديقة		chocolate شيكولاته
fridge ثلاجة		banana موزه
kitchen مطبخ		on فوق
bed سرير		
bedroom غرفة النوم		
wall حائط		
green اخضر		
pink وردي		

# Unit 1

## Numbers from 1 :5



Trace and copy the following numbers:- انسخ

Tracing practice for numbers 1, 2, 3, 4, and 5. Each number is shown five times on a set of three horizontal lines (top, middle, bottom). The numbers are formed by dashed lines, with arrows indicating the starting point and direction of the stroke.






Count and match:-

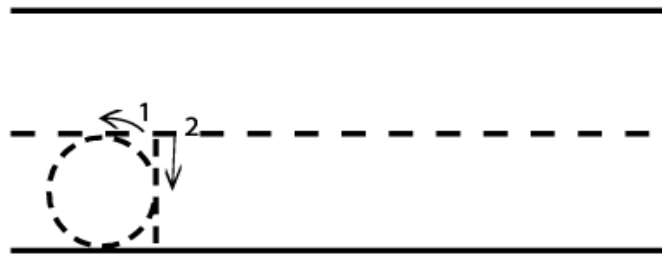
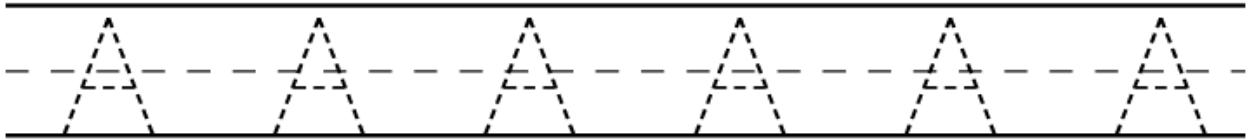
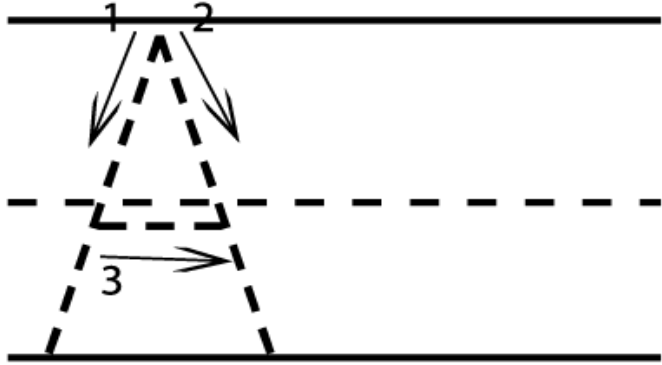
Counting and matching activity. On the left, there are five rows of objects: 3 red handbags, 4 green hats, 2 umbrellas, 5 pairs of sunglasses, and 1 yellow lamp. On the right, there are large black numbers: 5, 3, 1, 4, and 2, arranged vertically from top to bottom.

# Letter Aa

😊 Words begins with ( Aa ): اكتب حرف a الناقص




😊 Trace and copy the letter (Aa):



# Letter Ss




Words begins with ( Ss ): اكتب حرف **s** الناقص




un



chool



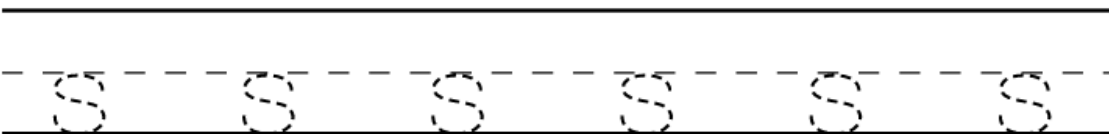
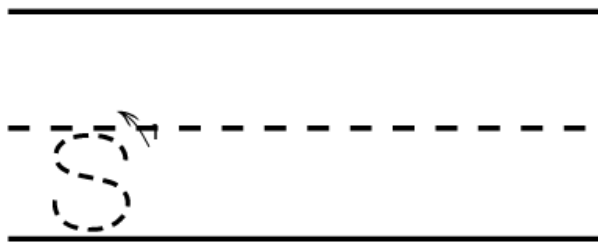
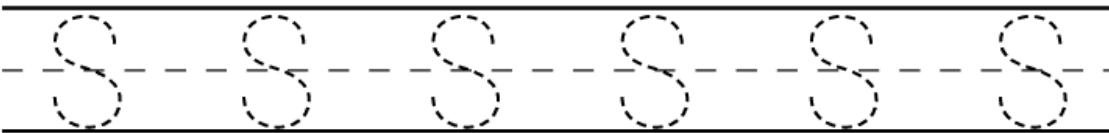
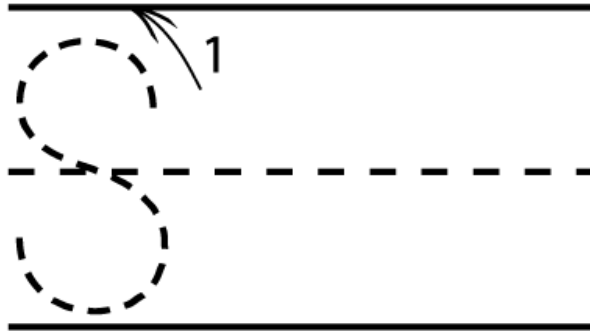
nake



tar



Trace and copy the letter (Ss)





نموذج لاختبار الشفوي **Formative Assessment Exercise**

**1**



**Listen and tick:-**



**Listen and circle:-**

1-



2-

A

S

4



**Circle the Odd one out : ضع دائرة حول الصورة المختلفة :**

1-



**Write the corresponding small/capital letter:- اكتب الحرف الصغير/الكبير-**

A

\_\_\_\_\_

\_\_\_\_\_

S



**Write the missing number:- اكتب الرقم الناقص**

1	.....	3	.....	5
---	-------	---	-------	---



State of Kuwait

Summative Assessment

Ministry of Education

Grade one

Hawalli Educational Area

6

Time allowed: 45minutes

Hisham Bin Omayah p.s.b

نموذج اختبار

2019-2020

## II .Reading

😊 Match upper and lower case letters: (2x1=2Marks) وصل

A

s



2

S

h

a

😊 Circle the correct word: (2x1=2Marks) ضع دائرة ضع دائرة حول  
الكلمة الصحيحة



2

arm

school

ant

head

arm

apple

😊 Match letters to pictures: (2x1=2Marks) وصل

a



2

S



State of Kuwait

Summative Assessment

Ministry of Education

Grade one

Hawalli Educational Area

4

Time allowed: 45minutes

Hisham Bin Omayah p.s.b

نموذج اختبار


2019-2020

## II .Writing



Copy the letters/numbers:- ( 2x1=2Marks)

2


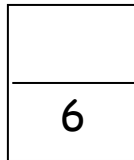


Write the intial missing letter in words: - ( 2x1=2Marks)

اكتب الحرف الناقص



\_ un



\_ nt

2






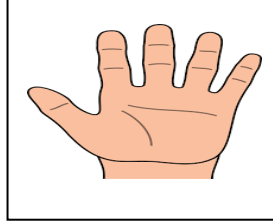
# Unit 2

## Letter H h

😊 Words begins with ( H h ) : اكتب حرف h الناقص




at



and

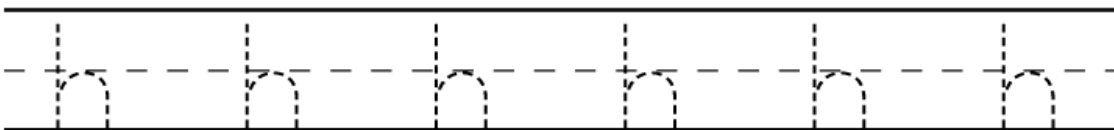
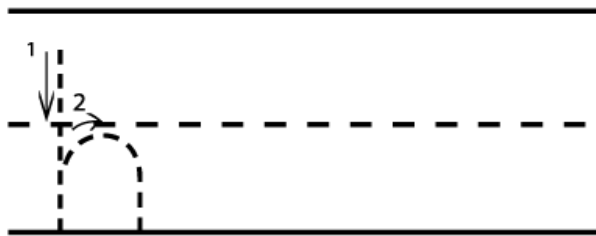
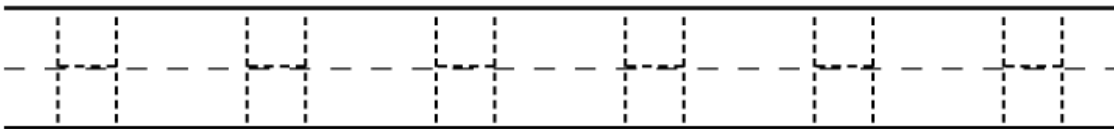
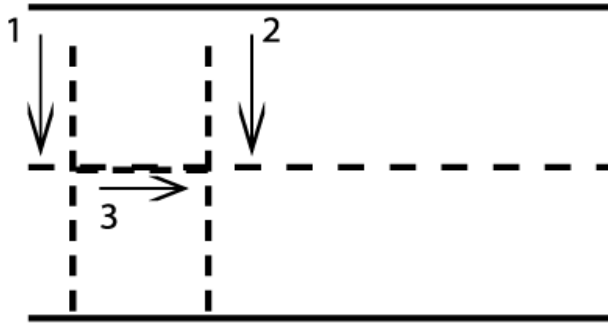
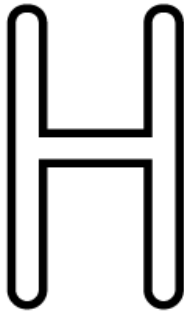


head



horse

😊 Trace and copy the letter (H h):




# Letter L I




Words begins with ( L I ) اكتب حرف | الناقص



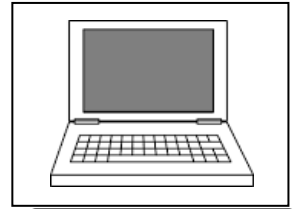
eg



emon



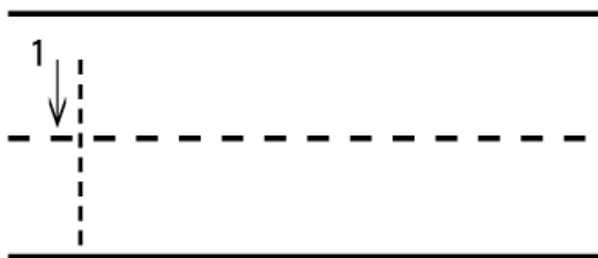
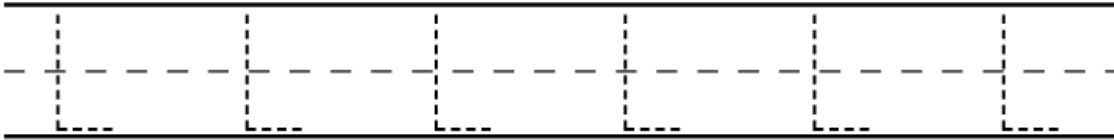
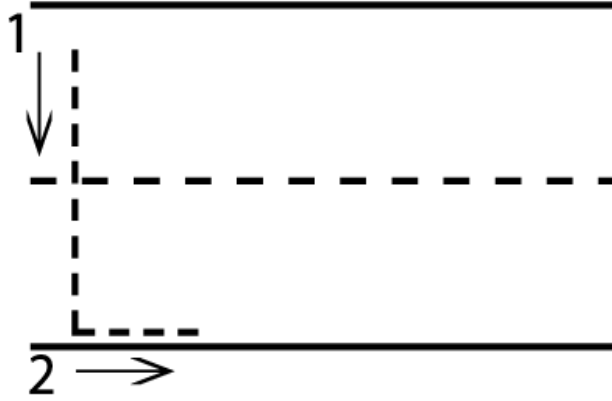

ion



aptop



Trace and copy the letter ( L I ):




# Letter Tt




Words begins with ( Tt ) اكتب حرف t الناقص




oe



iger



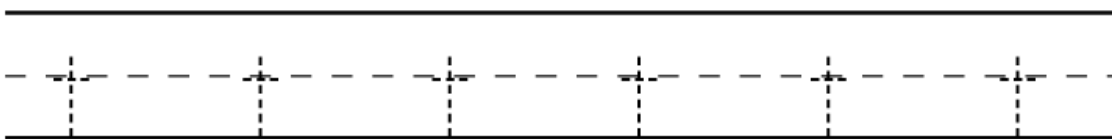
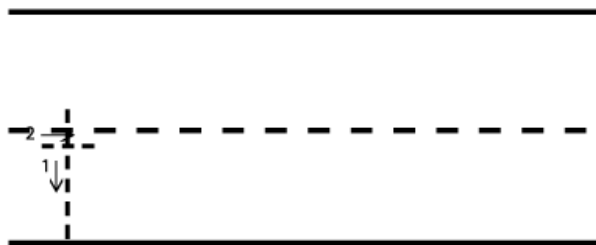
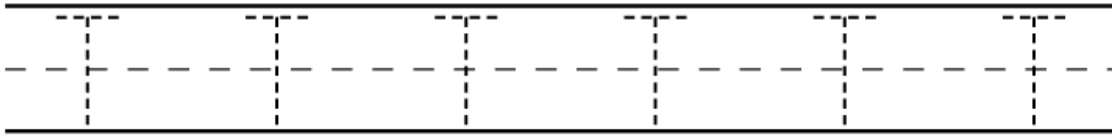
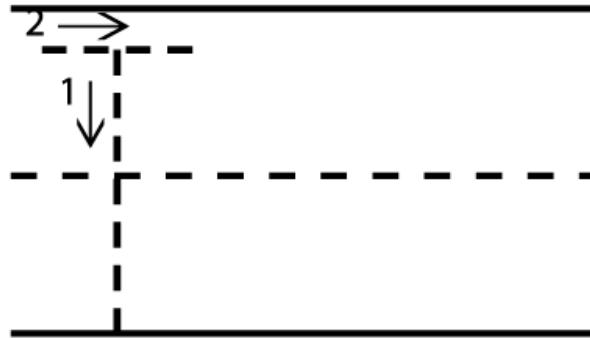
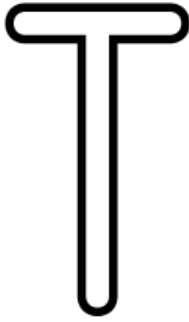
eacher



rain



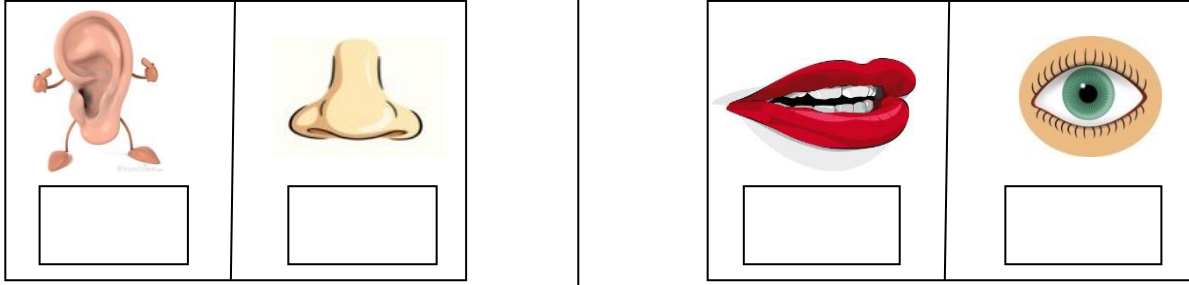
Trace and copy the letter (T t):



## Formative Assessment Exercise 2



Listen and tick: - استمع



Listen and circle: استمع وضع دائرة


- 1- T H L
- 2- leg foot head



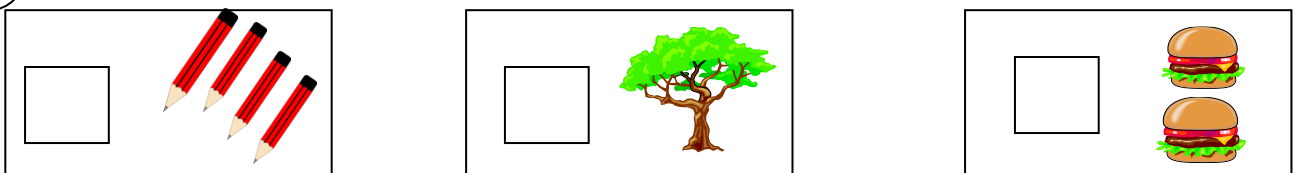
Circle the Odd one out : ضع دائرة حول الصورة المختلفة



Write the corresponding small/capital letter: اكتب الحرف الكبير او الصغير



Count and write the numbers: - اكتب العدد



State of Kuwait

Summative Assessment

Ministry of Education

Grade one

Hawalli Educational Area

6

Time allowed: 45minutes

Hisham Bin Omayah p.s.b

نموذج اختبار

2019-2020

## II .Reading

😊 Match upper and lower case letters: (2x1=2Marks) وصل

H

l

2

T

h

t

😊 Circle the correct word: (2x1=2Marks) ضع دائرة حول الكلمة

الصحيحة



2

nose

hat

ear

head

arm

leg

😊 Match letters to pictures: (2x1=2Marks) وصل



2



State of Kuwait

Summative Assessment

Ministry of Education

Grade one

Hawalli Educational Area

4

Time allowed: 45minutes

Hisham Bin Omayah p.s.b

نموذج اختبار


2019-2020

## II .Writing



Copy the letters/numbers:- ( 2x1=2Marks) انسخ

2



Write the intial missing letter in words: - ( 2x1=2Marks)

اكتب الحرف الناقص



\_ and



\_ oe

2





# Unit 3


## Letter Nn



Words begins with (Nn) اكتب حرف n الناقص




ose



ine



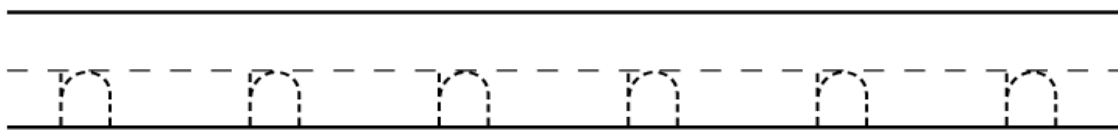
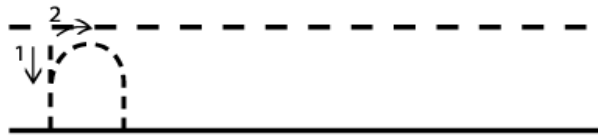
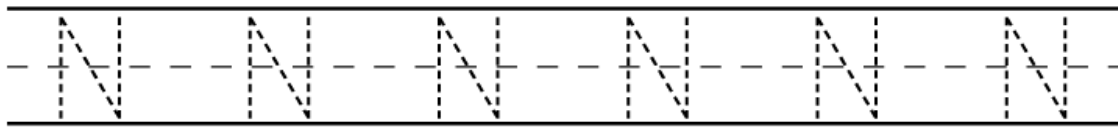
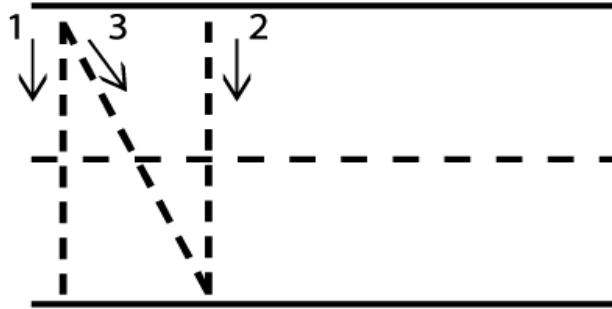
uts



est



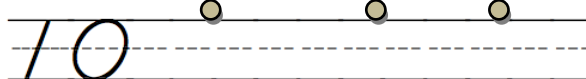
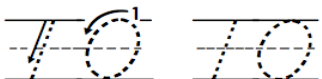
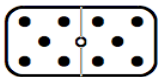
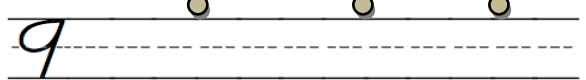
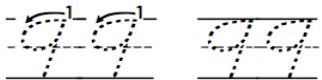
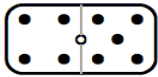
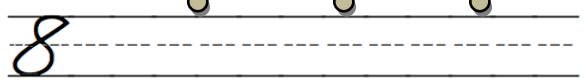
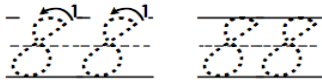
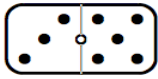
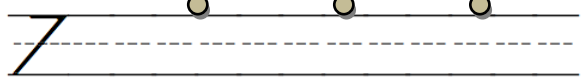
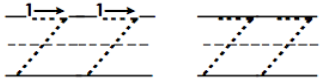
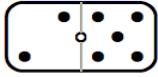
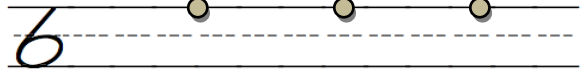
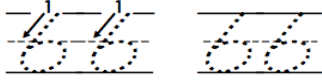
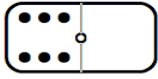
Trace and copy the letter (N n):



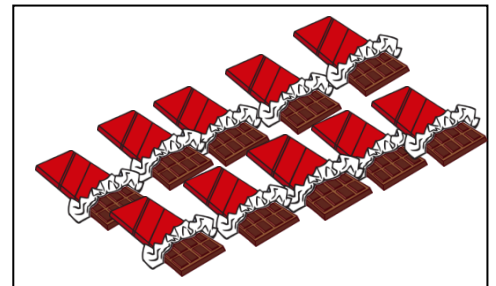



# Numbers from 6 :10



Trace and copy the following numbers: - انسخ



Count the correct number:



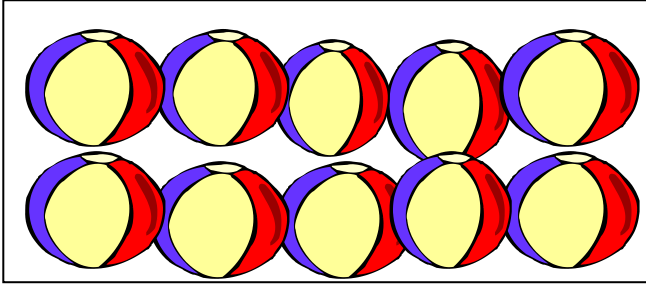
Principal  
Muneera Al Hemdan

H.O.D  
Sarah Al Mahmeed

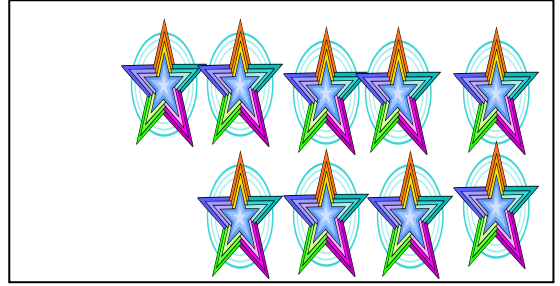
prepared by  
Sally Saleh




**Circle the correct number:-**



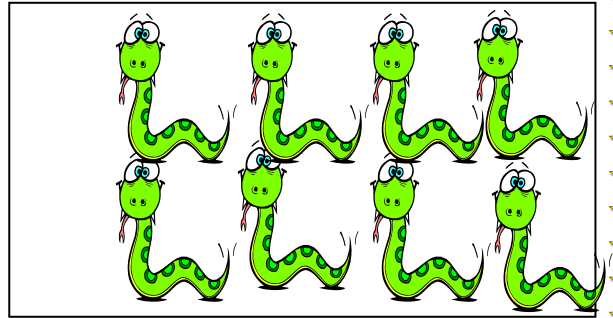
8      10      9



9      10      8



7      6      5



10      8      9



**Write the missing number:-** اكتب الرقم الناقص

1	2	.....	.....	5
.....	7	.....	.....	10

# Letter Mm




اكتب حرف m الناقص (Mm) Words begins with (Mm)




an



outh



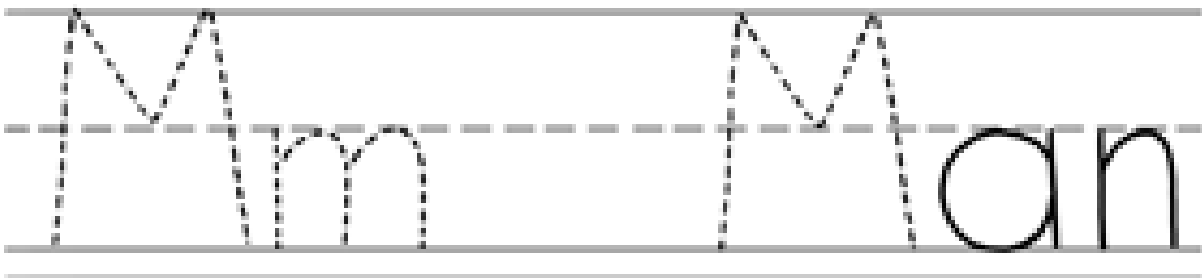
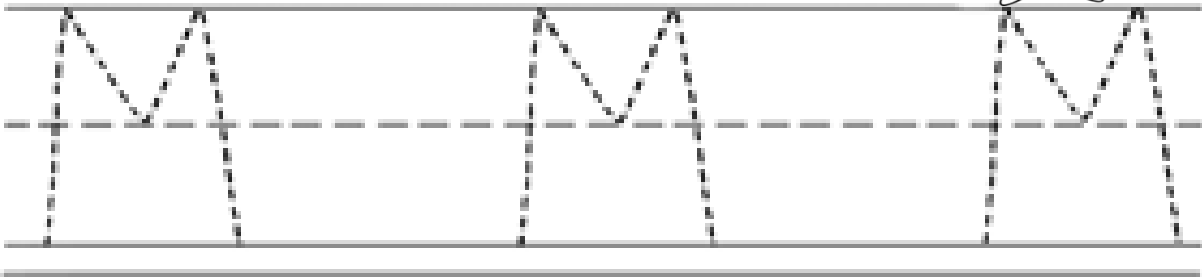
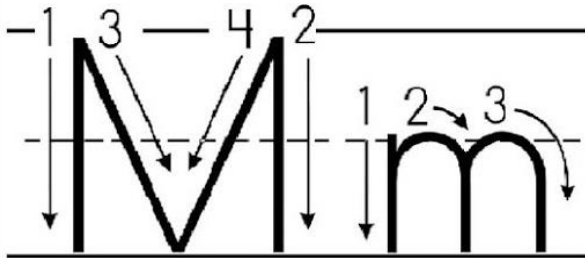
onkey



osque





Trace and copy the letter (Mm):



## نموذج لاختبار الشفوي Formative Assessment Exercise 4

😊 Listen and tick:-



😊 Listen and circle:-



2-   

😊 Circle the Odd one out : ضع دائرة حول الصورة المختلفة



😊 Write the corresponding small/capital letter: - اكتب الحرف الكبير او الصغير

😊 Write the missing number:- اكتب الرقم الناقص

6	.....	8	.....	10
---	-------	---	-------	----

State of Kuwait

Summative Assessment

Ministry of Education

Grade one

Hawalli Educational Area

6

Time allowed: 45minutes

Hisham Bin Omayah p.s.b

نموذج اختبار

2019-2020

## II .Reading

😊 Match upper and lower case letters: (2x1=2Marks) وصل

M

n


2

N

t

m

😊 Circle the correct word: (2x1=2Marks) ضع دائرة



2

brother

family

mother

nose

man

camera


😊 Match letters to pictures: (2x1=2Marks) وصل

m



2

n





State of Kuwait

Summative Assessment

Ministry of Education

Grade one

Hawalli Educational Area

4

Time allowed: 45minutes

Hisham Bin Omayah p.s.b

نموذج اختبار


2019-2020

## II .Writing



Copy the letters/numbers:- ( 2x1=2Marks)

2



Write the initial missing letter in words: - ( 2x1=2Marks)

اكتب الحرف الناقص



\_ ine



\_ an

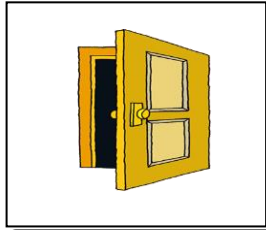
2




# Unit 4

## Letter Dd

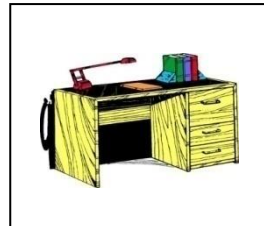
☺ Words begins with (Dd) اكتب حرف d الناقص



oor



og

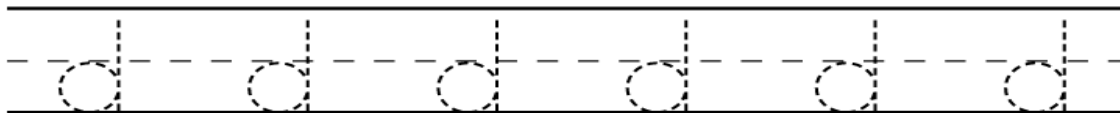
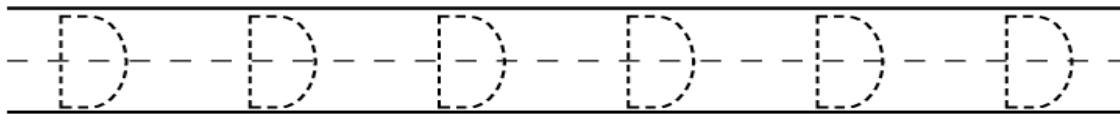
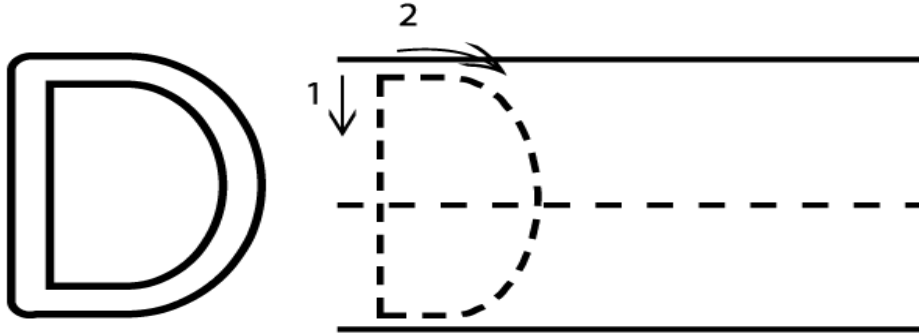


esk



oll

☺ Trace and copy the letter (Dd):



# Letter Rr



Words begins with (Rr) اكتب حرف r الناقص




ead



un



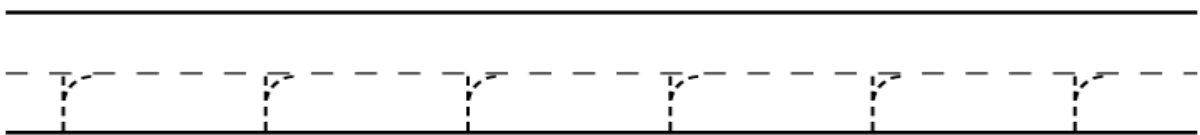
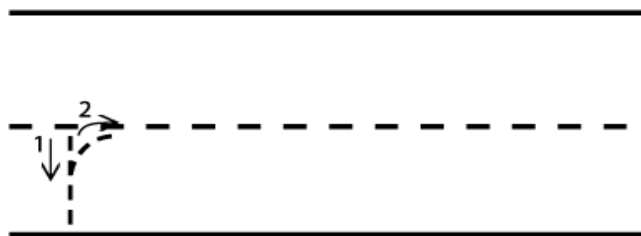
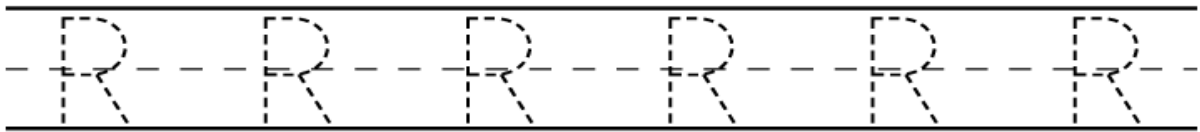
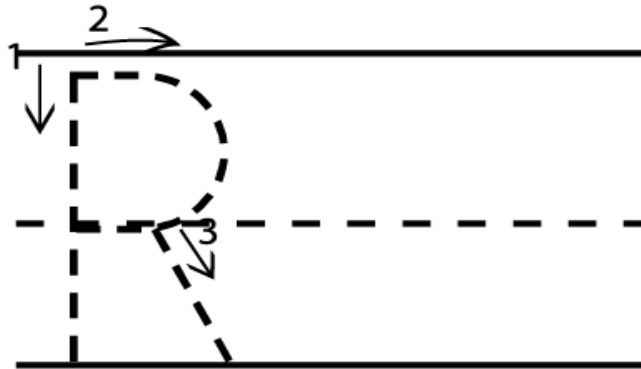
abbit



obot




Trace and copy the letter( Rr):

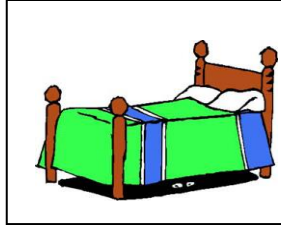


# Letter Bb

😊 Words begins with (Bb). اكتب حرف b الناقص



ook



ed

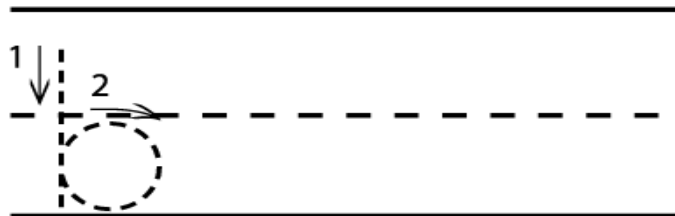
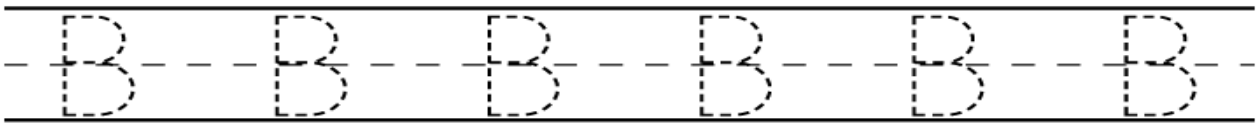
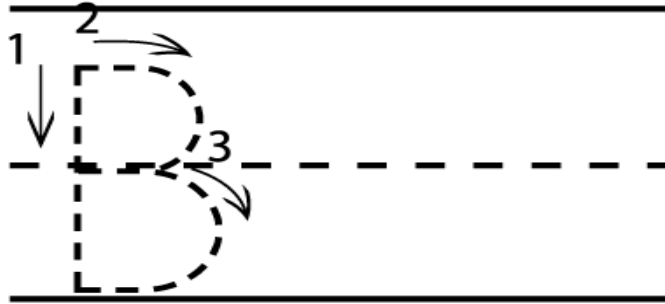


ag



all


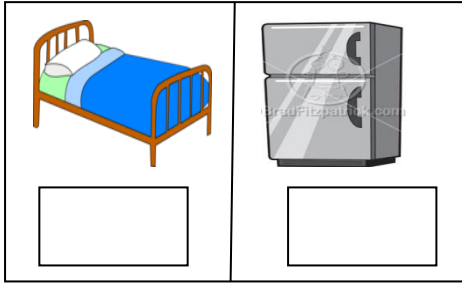
😊 Trace and copy the letter( Bb):



## نموذج لاختبار الشفوي Formative Assessment Exercise 4



Listen and tick:-




Listen and circle:-



ضع دائرة حول الصورة المختلفة :- Circle the Odd one out :-

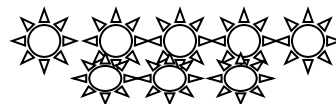


اكتب الحرف الكبير او الصغير: Write the corresponding small/capital letter:

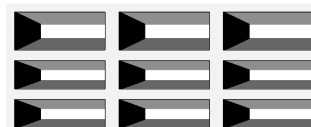


وصل العدد الصحيح بالصورة Count and match:-

7



8



9

State of Kuwait

Summative Assessment

Ministry of Education

Grade one

Hawalli Educational Area

6

Time allowed: 45minutes

Hisham Bin Omayah p.s.b

نموذج اختبار

2019-2020

## II .Reading

😊 Match upper and lower case letters: (2x1=2Marks) وصل

D

r



2

R

d

b

😊 Circle the correct word: (2x1=2Marks) ضع دائرة



2

ball

bag

door

red

rabbit

desk

😊 Match letters to pictures: (2x1=2Marks) وصل

b



2

r





State of Kuwait

Summative Assessment

Ministry of Education

Grade one

Hawalli Educational Area

4

Time allowed: 45minutes

Hisham Bin Omayah p.s.b

نموذج اختبار


2019-2020

## II .Writing



Copy the letters/numbers:- ( 2x1=2Marks)

2



Write the intial missing letter in words: - ( 2x1=2Marks)

اكتب الحرف الناقص



\_ og



\_ ag

2




# Unit 5

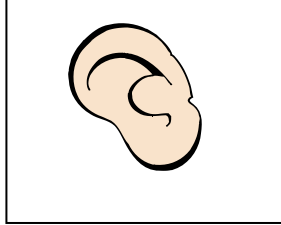
## Letter Ee




Words begins with (Ee) اكتب حرف e الناقص



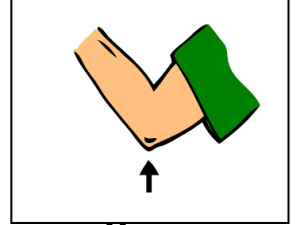
gg



ar



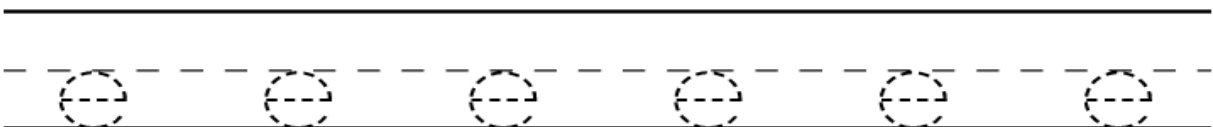
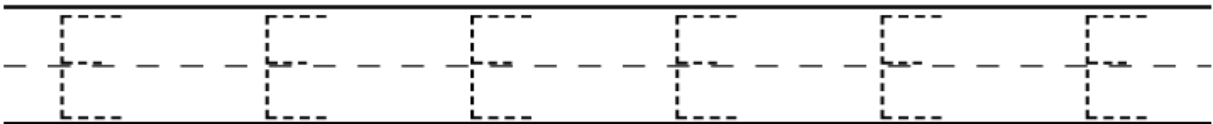
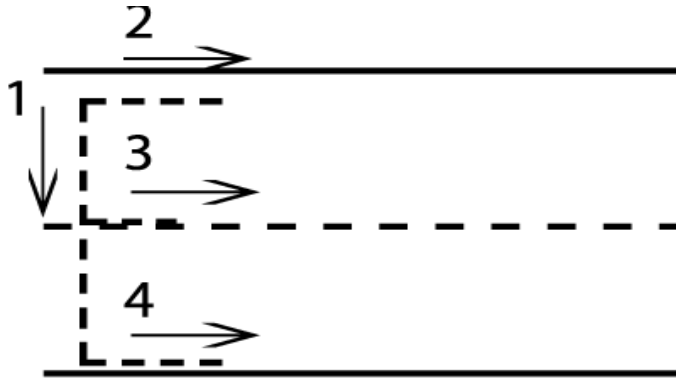
lephant



lbow




Trace and copy the letter (Ee):



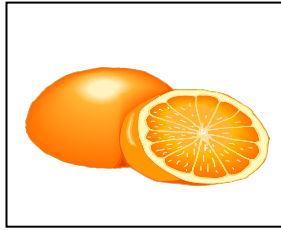
# Letter Oo




Words begins with (Oo) اكتب حرف O الناقص




Monkey



orange



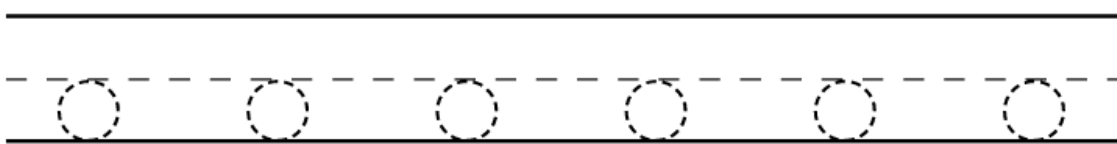
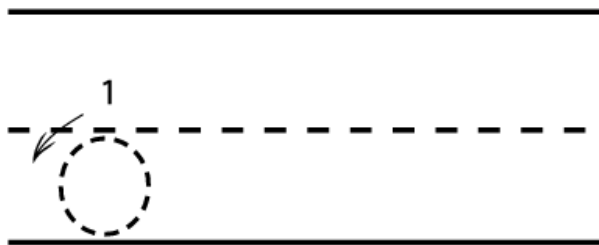
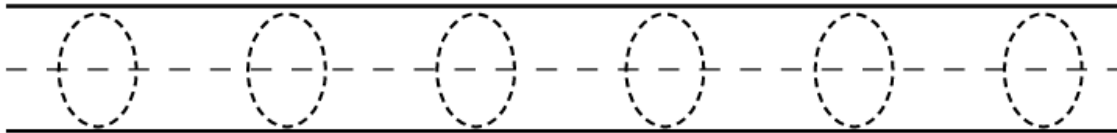
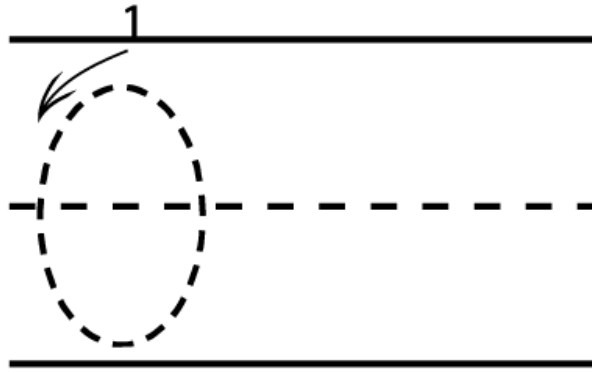
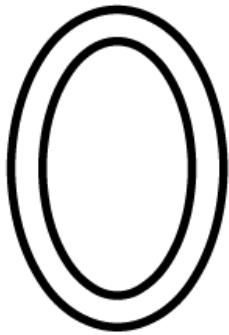
olive



octopus



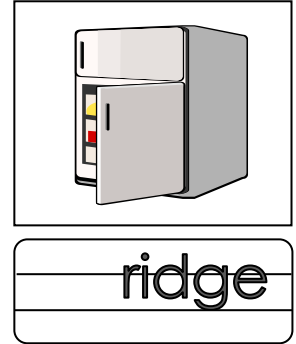

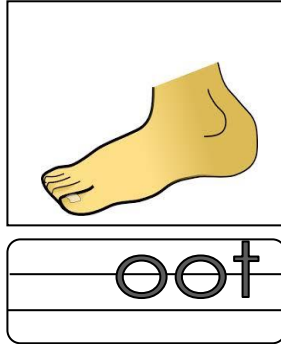

Trace and copy the letter( Oo):



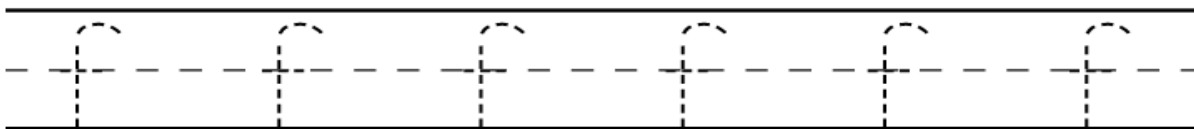
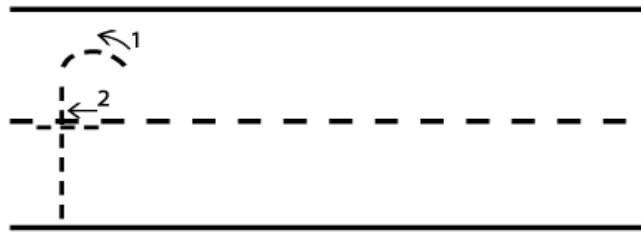
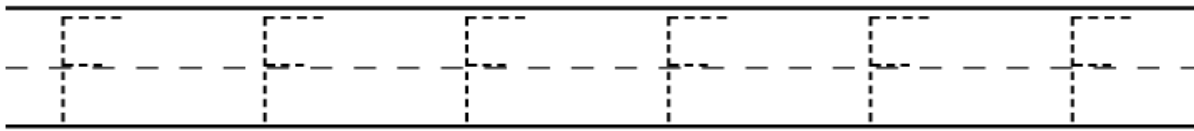
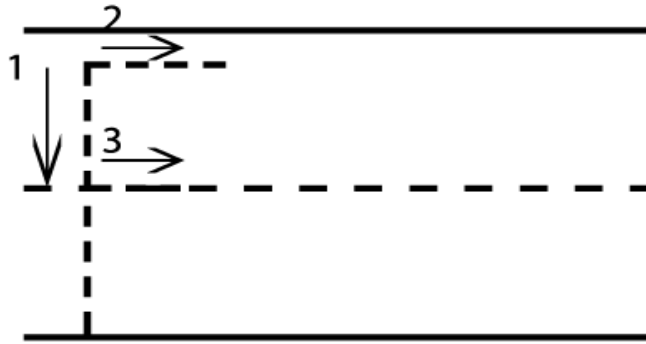
# Letter Ff



Words begins with (Ff) اكتب حرف الف ناقص





Trace and copy the letter( Ff):




## Formative Assessment Exercise 5



Listen and tick:-




Listen and circle:-




Circle the Odd one out :- ضع دائرة حول الصورة المختلفة



Write the corresponding small/capital letter: اكتب الحرف الكبير او الصغير



Write the missing number:- اكتب الرقم الناقص



State of Kuwait

Summative Assessment

Ministry of Education

Grade one

Hawalli Educational Area

6

Time allowed: 45minutes

Hisham Bin Omayah p.s.b

نموذج اختبار

2019-2020

## II .Reading

😊 Match upper and lower case letters: (2x1=2Marks) وصل

F

o



O

f

e

2

😊 Circle the correct word: (2x1=2Marks) ضع دائرة



hat

bag

egg

eat


fish

book

2

😊 Match letters to pictures: (2x1=2Marks) وصل

e



O



2



State of Kuwait

Summative Assessment

Ministry of Education

Grade one

Hawalli Educational Area

4

Time allowed: 45minutes

Hisham Bin Omayah p.s.b

نموذج اختبار

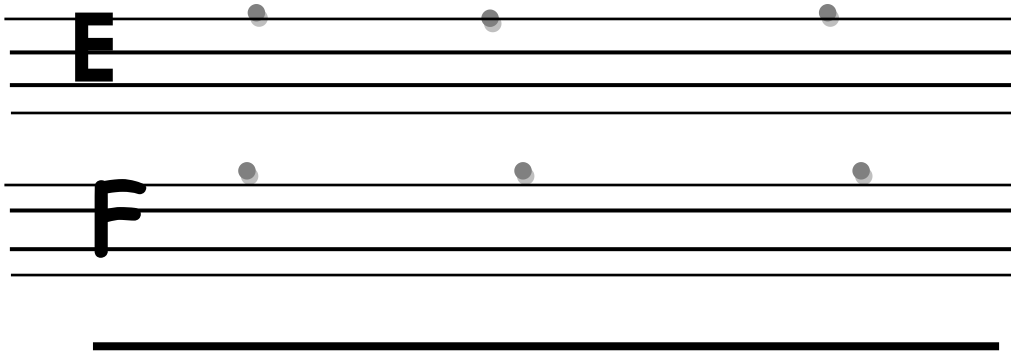
2019-2020

## II .Writing



Copy the letters/numbers:- ( 2x1=2Marks)

2



Write the intial missing letter in words: - ( 2x1=2Marks)

اكتب الحرف الناقص



\_ oot



\_ izza

2



نصوص الاستماع **Formative Assessment Exercise Listening script**

Unit 1 formative exercise 1

Listen and tick: 1-What's this? It's a snake.

2- What's this? It's an apple.

Listen and Circle:- 1-Circle house

2-Circle number 4

---

Unit 2 formative exercise 2

Listen and tick: 1-What's this? It's a nose.

2- What's this? It's an eye.

Listen and Circle:- 1-Circle letter L

2-Circle the word foot.

---

Unit 3 formative exercise 3

Listen and tick: 1-What's this? This is my house.

2- What's this? It's a camera.

Listen and Circle:- 1-Circle family.

2-Circle number 6.

---

Unit 4 formative exercise 4

Listen and tick: 1-What's this? It's a fridge.

2- What's this? It's a garden.

Listen and Circle:- 1-What's he doing? He's eating.

---

Unit 5 formative exercise 5

Listen and tick: 1-I like ice cream.

2- I don't like burger.

Listen and Circle:- 1-Circle chocolate.

2-Circle letter o.

يرجى تدريب الطالب على قراءة الكلمات التالية

High Frequency Words

hat	man	men	lot	book
sat	tan	hen	not	apple
mat	sad	ten	arm	foot
rat	mad	hot	ant	leg
bat	dad	dot	school	camera

